

WEST BLOOMFIELD BANDS

How to access parent/student information in

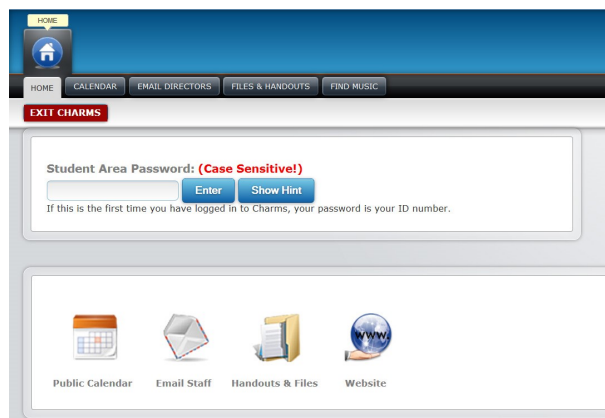
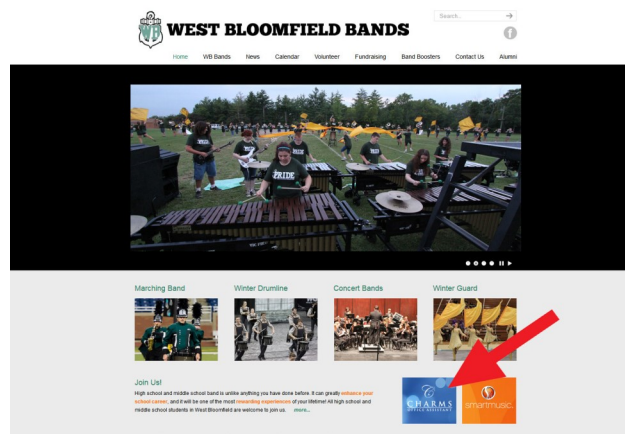
CHARMS

West Bloomfield Bands is utilizing an online band student management, communication and financial system called Charms. Please follow the instructions below to access the member area and your individual student's account.

1. Go to www.wbbands.info and click on the blue box labelled "Charms".

After clicking on the blue box, you should see the screen below. If not, it will be a screen asking you for our school code.

Enter: **wbbands**



This will bring up the "PARENT/STUDENT/MEMBER AREA" of Charms. Once logged in, you will be able to view your financial account and view/edit your contact information:

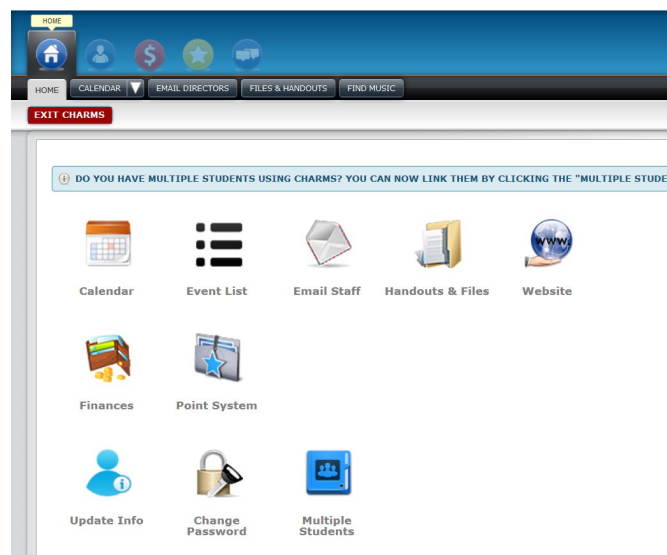
2. In the password field, enter your child's school district student ID number. This is the 9-digit number that the school district assigns to each student. It usually begins with "7000..." or "7200..."

If you do not know this number or your number is not working, please send an email to treasurer@wbbands.info.

This will bring up the main screen for the Parent/Student Home Page.

From here you can email the staff, go to the band's website, check your student's financial account, check your points account, update your contact info or change your password.

Currently, we are not using the calendar in Charms. Please go to wbbands.info and click on calendar to see all of the band's events.



Stay up to date on what's going on with your student! Mobile-customized Charms is available on whatever mobile device you carry: Android, iPhone, iPad Blackberry, Nook and whatever comes next.